


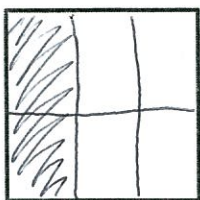
Name Key

Date _____

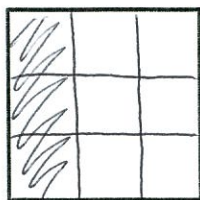
1. Use your folded paper strip to mark the points 0 and 1 above the number line $\frac{0}{3}, \frac{1}{3}, \frac{2}{3}, \frac{3}{3}$ below.




Draw two vertical lines to break each rectangle into thirds. Shade the left third of each. Partition with horizontal lines to show equivalent fractions. Use multiplication to show the change in the units.



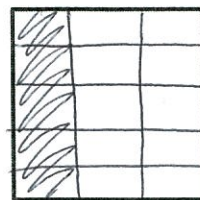
$$\frac{1}{3} = \frac{1 \times 2}{3 \times 2} = \frac{2}{6}$$



$$\frac{1}{3} \cdot \frac{3}{3} = \frac{3}{9}$$

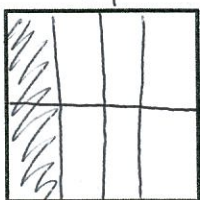


$$\frac{1}{3} \cdot \frac{4}{4} = \frac{4}{12}$$

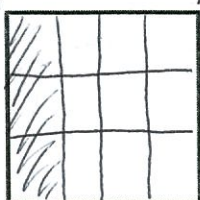


$$\frac{1}{3} \cdot \frac{5}{5} = \frac{5}{15}$$


2. Use your folded paper strip to mark the points 0 and 1 above the number line $\frac{0}{4}, \frac{1}{4}, \frac{2}{4}, \frac{3}{4}, \frac{4}{4}$ below. Follow the same pattern as Problem 1 but with fourths.



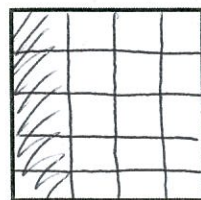
$$\frac{1}{4} \cdot \frac{2}{2} = \frac{2}{8}$$



$$\frac{1}{4} \cdot \frac{3}{3} = \frac{3}{12}$$



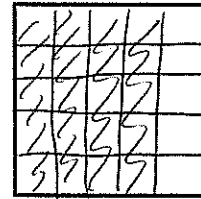
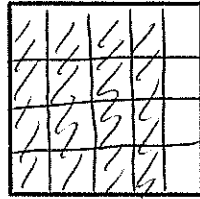
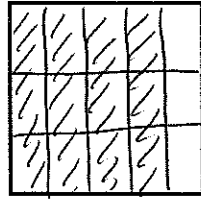
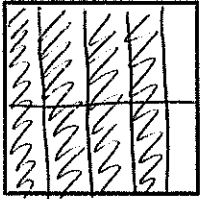

$$\frac{1}{4} \cdot \frac{4}{4} = \frac{4}{16}$$



$$\frac{1}{4} \cdot \frac{5}{5} = \frac{5}{20}$$



3. Continue the pattern with 4 fifths.



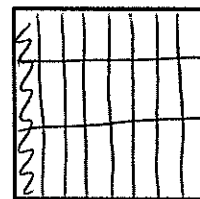
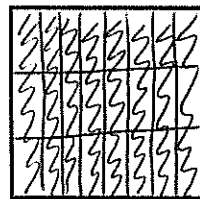
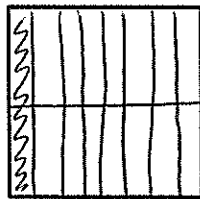
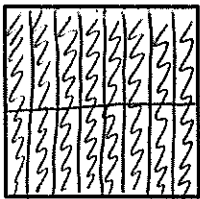
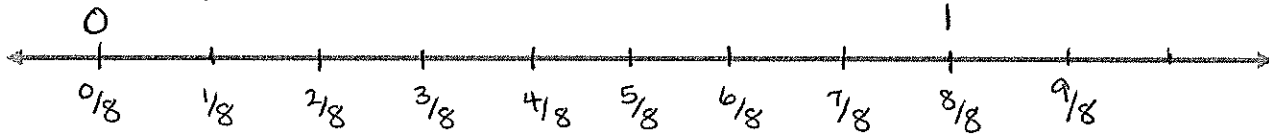
$$\frac{4}{5} \cdot \frac{2}{2} = \frac{8}{10}$$

$$\frac{4}{5} \cdot \frac{3}{3} = \frac{12}{15}$$

$$\frac{4}{5} \cdot \frac{4}{4} = \frac{16}{20}$$

$$\frac{4}{5} \cdot \frac{5}{5} = \frac{20}{25}$$

4. Continue the process with 9 eighths. Estimate to make the points on the number line. Do just 2 examples



$$\frac{9}{8} \cdot \frac{2}{2} = \frac{18}{16}$$

$$\frac{9}{8} \cdot \frac{3}{3} = \frac{27}{24}$$